
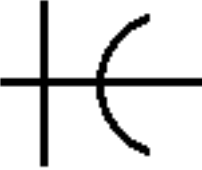

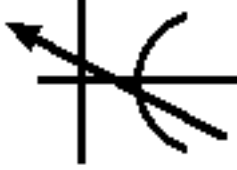
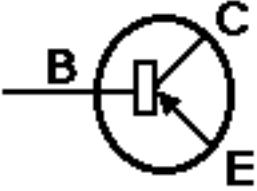
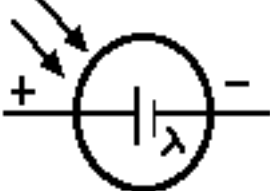
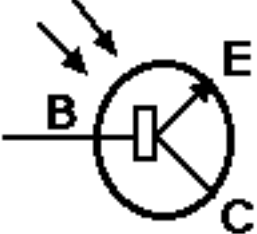
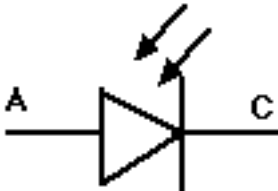
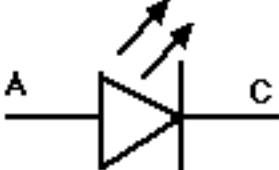



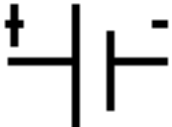



Schematics

In large, complex electronic circuits it is impractical and unreasonable to draw each component. For this reason, small symbols are used for each component. This guide gives the symbols for a small sampling of components.

 <p>Fixed Resistor</p>	 <p>Fixed Capacitor</p>
 <p>Variable Resistor</p>	 <p>Variable Capacitor</p>
 <p>PNP Transistor</p>	 <p>Solar Cell</p>
 <p>Phototransistor (NPN)</p>	 <p>Photodiode</p>
 <p>Light Emitting Diode</p>	 <p>Diode</p>
 <p>Ammeter</p>	 <p>Voltmeter</p>
	

Battery or Power Source	Lamp